
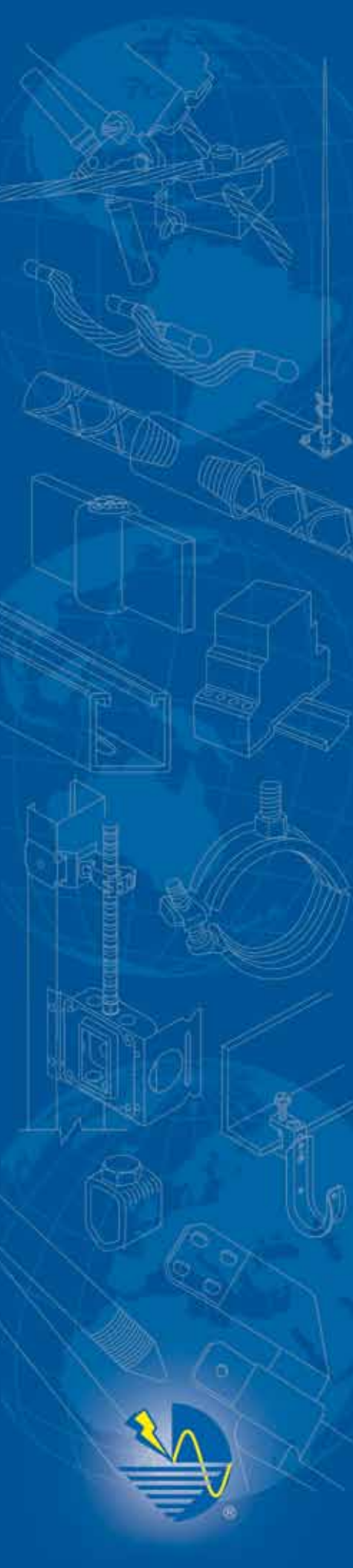


# CADWELD® PLUS

Leading Technologies In Exothermic Welding



**ERICO®**

CADWELD® PLUS connections offer all the benefits of conventional CADWELD® connections:

- Current carrying capacity equal to or greater than that of the conductor
- Withstand repeated fault currents without failing during operation
- Permanent, molecular bond that will not loosen or corrode, resulting in a connection with a lifetime equal to that of the installation
- Join copper to copper, copper to galvanized or plain steel, copper to copper clad steel, copper to bronze/brass/stainless steel, steel to steel, etc.
- No external power or heat source required
- Quality Assurance Inspection is easy and visual
- Minimal installation training required
- Exceed requirements of "IEEE® Std 837- Std. for Qualifying Permanent Connections Used In Substation Grounding"



The CADWELD molecular bond will last the lifetime of the conductors.

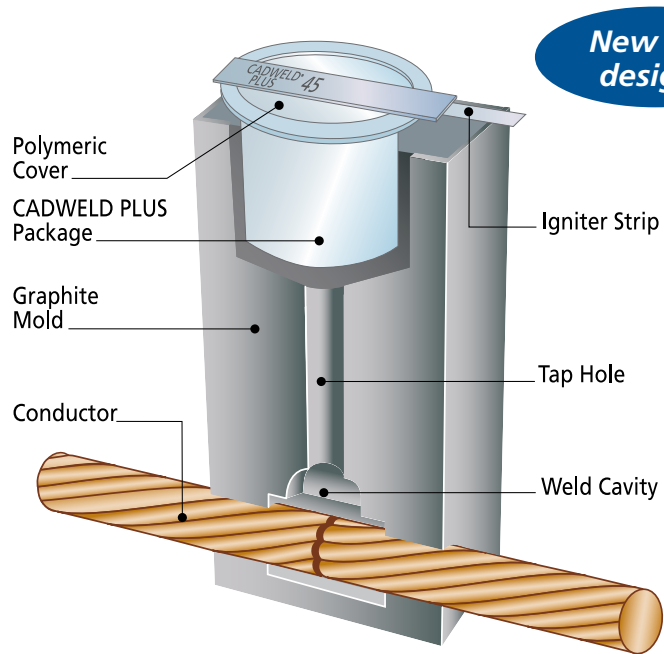
# CADWELD® PLUS

The ultimate welded connection that will never loosen, corrode or increase in resistance.

ERICO is dedicated to continuous product improvement to meet its customers' needs and maintain the highest level of satisfaction. The introduction of CADWELD® electrical connections in 1938 enabled them to be quickly recognized as the ultimate connection for rail, cathodic, power and grounding applications.

Continuing the tradition of technical leadership, CADWELD® PLUS was developed as a simplified method of performing exothermically welded electrical connections. This trusted system now features a new CADWELD PLUS cup design for the integrated welding material package which has streamlined the installation process by eliminating ignition materials.

The tamper proof, integrated welding material package consists of a steel cup containing CADWELD patented welding material alloys and an ignition source. This newly shaped welding material package is designed for use in all standard CADWELD molds, including CADWELD® MULTI. Once placed in the CADWELD mold, the welding material is electronically ignited using a simple battery-powered control unit with a six-foot lead.



## CADWELD® PLUS

### Feature

*Integrated Welding Material Package*

*Color Coded Welding Material*

*Electronic Control Unit*

*Replaceable Six or Fifteen Foot Control Unit Lead*

### Benefits

- Simplifies training and set up
- Saves labor
- Simplifies cleaning
- Helps reduce risk of misapplication
- Simple visual verification of correct welding material size
- No starting material required
- Easy ignition
- Increased flexibility in hard to reach areas

## The CADWELD® PLUS system:

**CADWELD®**

- Consists of a tamper proof, disposable, moisture-resistant welding material cup. The welding material, disk and ignition source are incorporated into the self-contained package
- Long shelf life
- Completes welds at distances of up to 6 ft/1.8 meters (up to 15 ft/4.6 meters with optional lead)
- Requires minimum components – no starting material, no disks, no flint igniters
- Easy to handle, store and transport – by air, land or sea in unlimited quantities
- Reduces installation time by 20%
- Has color-coded welding material containers – by size and alloy type – for easy identification
- Has electronic ignition with a CE/UL battery powered controller box that is designed for 600 connections with one set of 8 standard AA batteries (included) – requiring no special batteries or chargers
- Designed for use in standard CADWELD® molds including CADWELD® MULTI

## Installation Is Easy!

### 4 Simple Steps For Permanently Welded Electrical Connections



*1*  
Insert CADWELD PLUS cup into mold (may require use of a cover/baffle)



*2*  
Attach control unit termination clip to ignition strip



*3*  
Press and hold control unit switch and wait for the ignition



*4*  
Open the mold and remove the expended steel cup – no special disposal required

CADWELD PLUS Control Unit initiates the reaction of the metal crucible. The standard unit includes a 6-foot (1.8 meter) high temperature control unit lead. The lead attaches to the ignition strip using a custom made, purpose-designed termination clip.

After the termination clip is installed on the ignition strip, the installer pushes and holds the ignition button to start a charging and discharging sequence. Within a few seconds the control unit sends a predetermined voltage to the ignition strip and the reaction is initiated.



# CADWELD® PLUS

## Color-Coded Containers

CADWELD PLUS uses the following color codes and general product nomenclature:

### CADWELD PLUS for Grounding Applications

CADWELD PLUS Part Number	European Article Number	Size Identification Ring Color	Traditional Welding Material Part Number (Clear Cap)
15PLUSF20	165700	Black	15
25PLUSF20	165701	Red	25
32PLUSF20	165702	White	32
45PLUSF20	165703	Light Blue	45
65PLUSF20	165704	Dark Green	65
90PLUSF20	165705	Gray	90
115PLUSF20	165706	Orange	115
150PLUSF20	165707	Dark Blue	150
200PLUSF20	165708	Yellow	200
250PLUSF20	165709	Purple	250
300PLUSF20	165710	Light Green	use 2 x 150
400PLUSF20	165711	Brown	use 2 x 200
500PLUSF20	165712	Light Brown	500

### CADWELD PLUS for Cathodic Applications

CADWELD PLUS Part Number	European Article Number	Size Identification Ring Color	Traditional Welding Material Part Number (Green Cap)
CA15PLUSF33	165713	Black	CA15/CA15S
CA25PLUSF33	165714	Red	CA25
CA32PLUSF33	165715	White	CA32
CA45PLUSF33	165716	Light Blue	CA45
CA65PLUSF33	165717	Dark Green	CA65

CADWELD PLUS Part Number	European Article Number	Size Identification Ring Color	Traditional Welding Material Part Number (Orange Cap)
CA25PLUSXF19	165722	Red	CA25XF19
CA32PLUSXF19	165723	White	CA32XF19
CA45PLUSXF19	165724	Light Blue	CA45XF19
CA65PLUSXF19	165725	Dark Green	CA65XF19

### CADWELD PLUS for Cast Iron Applications

CADWELD PLUS Part Number	European Article Number	Size Identification Ring Color	Traditional Welding Material Part Number (Orange Cap)
25PLUSXF19	165718	Red	25XF19
32PLUSXF19	165719	White	32XF19
45PLUSXF19	165720	Light Blue	45XF19
65PLUSXF19	165721	Dark Green	65XF19

CADWELD PLUS welding material size and alloy indicator  
i.e. 45PLUSF20

### Accessories

CADWELD PLUS Part Number	European Article Number	Description
PLUSCU	165738	CADWELD PLUS Control Unit
PLUSCU15L	165745	CADWELD PLUS Control Unit with 15 ft. (4.6 meters) Lead
PLUSCULDQC	PLUSCULDQC	Pluggable Control Unit Replacement Lead 6 ft. (1.8 meters)
PLUSCULD15QC	PLUSCULD15QC	Pluggable Control Unit Replacement Lead 15 ft. (4.6 meters)



PLUSCU



PLUSCULDQC

CADWELD PLUS Patent Numbers 6,553,911 6,835,910 6,703,578

**WARNING**  
ERICO products shall be installed and used only as indicated in ERICO's product instruction sheets and training materials. Instruction sheets are available at [www.erico.com](http://www.erico.com) and from your ERICO customer service representative. Improper installation, misuse, misapplication or other failure to completely follow ERICO's instructions and warnings may cause product malfunction, property damage, serious bodily injury and death.

**WARRANTY**  
ERICO products are warranted to be free from defects in material and workmanship at the time of shipment. NO OTHER WARRANTY, WHETHER EXPRESS OR IMPLIED (INCLUDING ANY WARRANTY OF MERCHANTABILITY OR FITNESS FOR A PARTICULAR PURPOSE), SHALL EXIST IN CONNECTION WITH THE SALE OR USE OF ANY ERICO PRODUCTS. Claims for errors, shortages, defects or nonconformities ascertainable upon inspection must be made in writing within 5 days after Buyer's receipt of products. All other claims must be made in writing to ERICO within 6 months from the date of shipment or transport. Products claimed to be nonconforming or defective must, upon ERICO's prior written approval in accordance with its standard terms and procedures governing returns, promptly be returned to ERICO for inspection. Claims not made as provided above and within the applicable time period will be barred. ERICO shall in no event be responsible if the products have not been stored or used in accordance with its specifications and recommended procedures. ERICO will, at its option, either repair or replace nonconforming or defective products for which it is responsible or return the purchase price to the Buyer. THE FOREGOING STATES BUYER'S EXCLUSIVE REMEDY FOR ANY BREACH OF ERICO WARRANTY AND FOR ANY CLAIM, WHETHER SOUNDING IN CONTRACT, TORT OR NEGLIGENCE, FOR LOSS OR INJURY CAUSED BY THE SALE OR USE OF ANY PRODUCT.

**LIMITATION OF LIABILITY**  
ERICO excludes all liability except such liability that is directly attributable to the willful or gross negligence of ERICO's employees. Should ERICO be held liable its liability shall in no event exceed the total purchase price under the contract. ERICO SHALL IN NO EVENT BE RESPONSIBLE FOR ANY LOSS OF BUSINESS OR PROFITS, DOWNTIME OR DELAY, LABOR, REPAIR OR MATERIAL COSTS OR ANY SIMILAR OR DISSIMILAR CONSEQUENTIAL LOSS OR DAMAGE INCURRED BY BUYER.

IEEE is a registered trademark of The Institute of Electrical and Electronics Engineers, Incorporated.

Copyright ©2004, 2005, 2012 ERICO International Corporation. All rights reserved.

CADDY, CADWELD, CRITEC, ERICO, ERITECH, ERIFLEX, and LENTON are registered trademarks of ERICO International Corporation.